

E-Power Variable Speed Pump

REDUCE UP TO 85% OF ENERGY CONSUMPTION

For large residential pools and water features



e **Emaux**
water technology

RECOGNIZED
COMPONENT

Intertek
4004062





RoHS
COMPLIANT
2002/95/EC

 SAA

Pool & Spa Equipment

SIGNATURE COLLECTION

Product Features




Robust and Reliable Latest Hydraulic Design

Traditional single speed pump runs at maximum load continuously, inefficient and high running cost compared to the Emaux EPV range. Reduced speed provides slower water circulation rates puts less strain on the complete installation such as filter, sanitization and plumbing. It reduces the wear and tear factor ending in saving to the home owner.

Energy Saving

Emaux E-Power Variable Speed Pump reduces the energy usage of your pool, spa, and water features. The saving is due to its higher efficiency, eliminated over-usage and a lower equipment maintenance cost.

Most of the energy saving comes from the ability to program the pump and reach the ideal flow rate by scheduling the E-Power Variable Speed Pump. Power consumption reduces as pump speed and water flow reduces. Reducing the speed of your pump by half, the flow rate also drops to half, but the power consumption of the pump is reduced by 85%.



User-Friendly Controller

Emaux E-Power Variable Speed Pump maximizes the efficiency of your pool filtration system with the aid of an one-touch controller. The presettable direct speed controller enables the homeowner to manage their usage with a press of a single button to schedule their water system with a peace of mind.

Speed 1 (900RPM)
Speed 2 (1500RPM)
Speed 3 (2500RPM)
Speed 2 (2900RPM)



Super Quiet Operation

With the advanced hydraulic design, water moves much more efficiently and the operation is whisper quiet with the E-Power Variable Speed Pump operating at lower speeds. The Permanent Magnet Motor technology eliminates excessive motor noise. E-Power Variable Speed Pump brings you to another level of satisfaction.

Physical Structure

1. Transparent Lid

- Allows quick inspection

2. Ring Lock

- Design for easy Maintenance

3. O-Ring

- Made of Nitrile
- Provides high resistance

4. Union Connections


- 2" / 63mm or 2.5" / 75mm

8. Basket

- Enlarged 5-Litre Strainer

9. Pump Body


- Glass Filled Acrylonitrile Butadiene Styrene



IPX5 Waterproof Standard · Stainless Steel 316 Shaft
Permanent Magnet Motor (PMM) · Totally Enclosed Fan Cooled (TEFC)

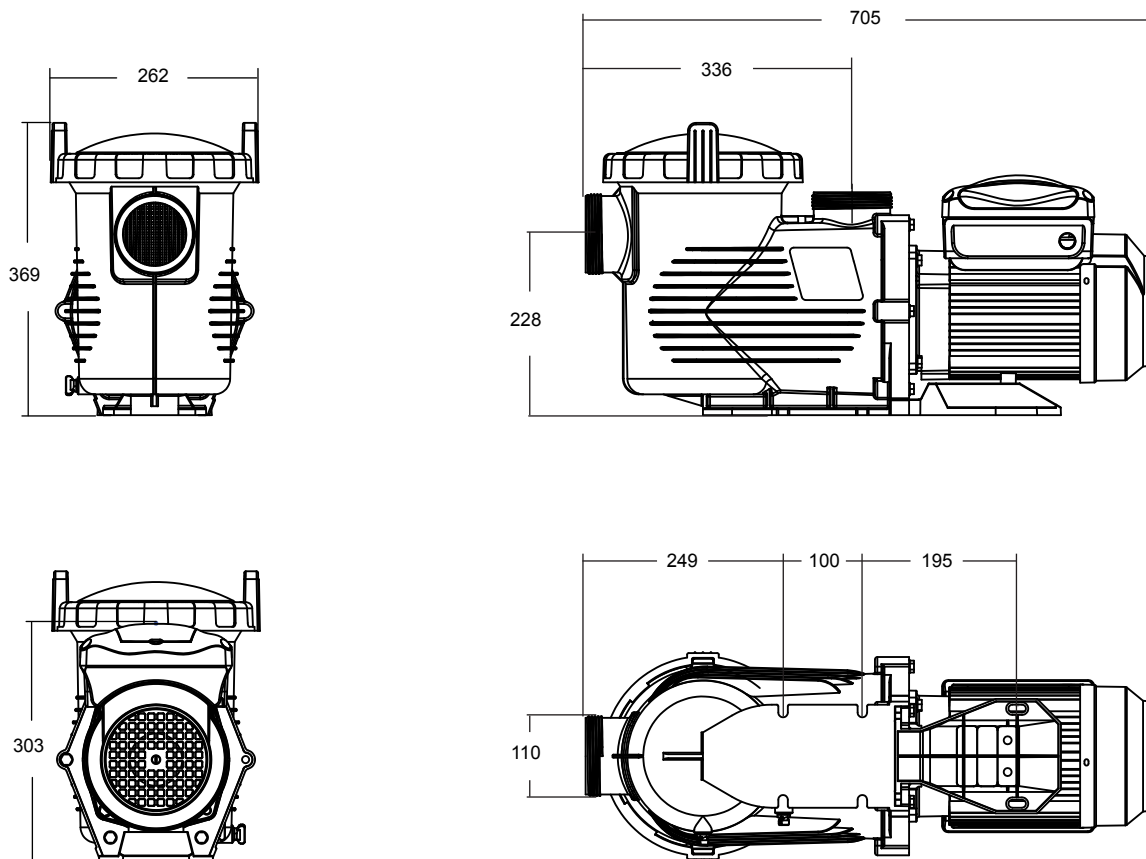
Motor Advantages

Emaux E-Power Variable Speed Pump utilizes the latest Permanent Magnet Motors (PMM) technology, it produces a magnetic field between the rotor and windings. The energy saving is derived from the ability to reduce the RPM of the motor itself. The standard motor consumes electricity to induce the magnetic field into the rotor. On the other hand, PMM motor gains efficiency by the magnets working to spin the rotor, which achieves efficiency ratings of 90%.



Product Information

Product Dimension (unit: mm)

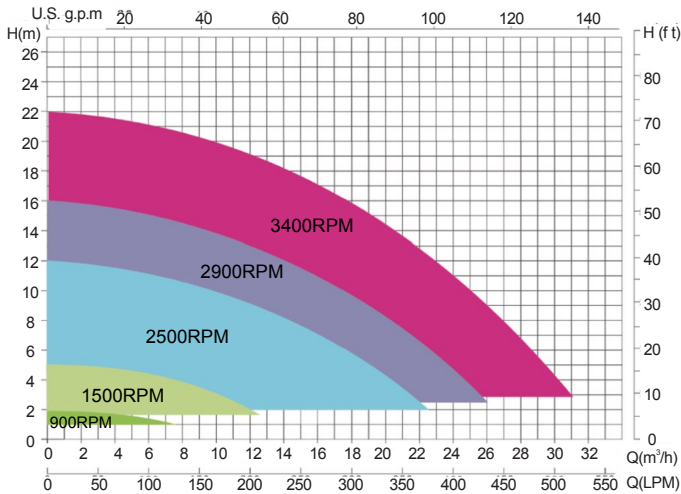


Technical Information

Code (220V-240V 50/60Hz)	Model	Connection Size(inch/mm)		Max. Input Power (kW)	Horsepower (hp)	Weight (kg)
88021107	EPV150	2"	63	1.50	1.50	23
		2.5"	75			
88021108	EPV200	2"	63	1.80	2.00	24
		2.5"	75			
88021109	EPV300	2"	63	2.20	3.00	25
		2.5"	75			

Performance Data

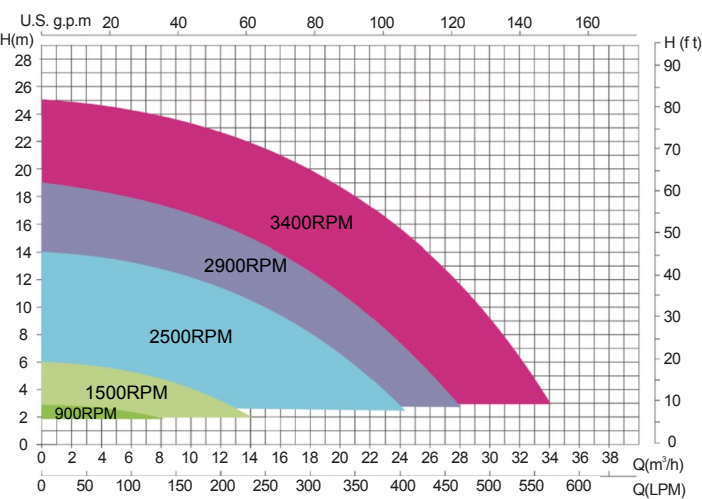
EPV150 230V-50Hz/60Hz



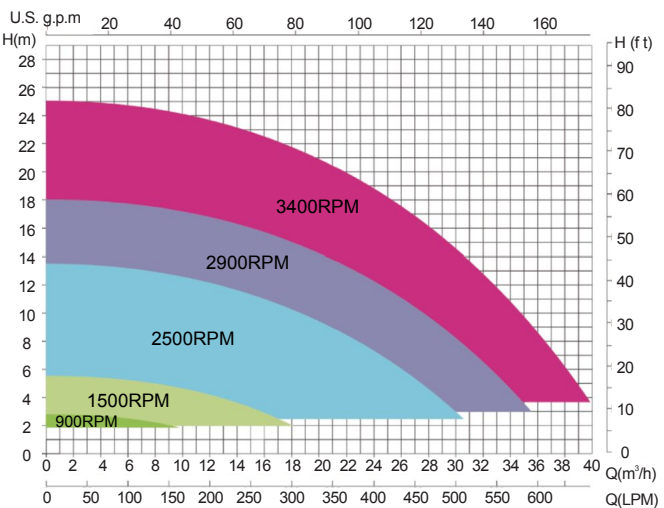
Model: EPV150

Speed (RPM)	Flow (LPM)	Efficiency (Liter/Watt)	Flow (GPM)	Efficiency (Gallon/Watt)	Power (Watt)
900	101	121	27	32	50
1500	207	95	55	25	130
2500	368	44	97	12	505
2900	417	29	110	8	850
3400	509	26	135	7	1190

EPV200 230V-50Hz/60Hz



EPV300 230V-50Hz/60Hz



EMAUX WATER TECHNOLOGY CO., LTD

ADDRESS G/F 41 TIN HAU TEMPLE ROAD,

NORTH POINT, HONG KONG

PHONE +852 2832 9880

www.emauxgroup.com

 **STRIVE FOR CLEAR WATER**

Available from:

ALL SPECIFICATIONS ARE SUBJECT TO CHANGE WITHOUT NOTICE.
© 2018 EMAUX WATER TECHNOLOGY CO., LTD. ALL RIGHTS RESERVED.

www.emauxgroup.com